

Introductory sub-table (I)(a)

Name of the Company: Emmons International Limited			
Scrip Code, Name of Scrip, Class of Security:- 532038			
As on:31.03.2014			
Partly paid-up shares:-	No. of partly paid-up shares	As a % of total no. of partly paid-up shares	As a % of total no. of shares of the company
Held by promoter/promoter group	0	0	0
Held by public	0	0	0
Total - D	0	0	0
Outstanding convertible securities:-	No. of outstanding securities	As a % of total no. of outstanding convertible securities	As a % of total no. of shares of the company, assuming full conversion of the convertible securities
Held by promoter/promoter group	0	0	0
Held by public	0	0	0
Total - E	0	0	0
Warrants:-	No. of warrants	As a % of total no. of warrants	As a % of total no. of shares of the company, assuming full conversion of warrants
Held by promoter/promoter group	0	0	0
Held by public	0	0	0
Total - F	0	0	0
Total paid-up capital of the company, assuming full conversion of warrants and convertible securities (Grand Total (A+B+C)+ D+E+F)	11996040		

Original

Statement Showing Shareholding Pattern as on 31.03.2014								
Category code	Category of Shareholder	Number of Shareholders	Table I(a)		Total shareholding as a percentage of total number of shares		Shares Pledged or otherwise encumbered	
			Total number of shares	Number of shares held in dematerialized form	As a percentage of(A+B) ¹	As a percentage of (A+B+C)	Number of shares	As a percentage
			(IV)	(V)	(VI)	(VII)	(VIII)	(IX)= (VIII)/(IV)*100
(A)	Shareholding of Promoter and Promoter Group							
1	Indian							
(a)	Individuals/ Hindu Undivided Family	20	5736488	5736488	47.82	47.82	3173980	55.33
(b)	Central Government/ State Government(s)	0	0	0	0.00	0.00	0	0
(c)	Bodies Corporate	2	606996	606996	5.06	5.06	0	0
(d)	Financial Institutions/ Banks	0	0	0	0.00	0.00	0	0
(e)	Any Others(Specify)	0	0	0	0.00	0.00	0	0
	Sub Total(A)(1)	22	6343484	6343484	52.88	52.88	3173980	50.04
2	Foreign							
a	Individuals (Non-Residents Individuals/Foreign Individuals)	1	20460	20460	0.17	0.17	0	0
b	Bodies Corporate	0	0	0	0.00	0.00	0	0
c	Institutions	0	0	0	0.00	0.00	0	0
d	Any Others(Specify)	0	0	0	0.00	0.00	0	0
	Sub Total(A)(2)	1	20460	20460	0.17	0.17	0	0
	Total Shareholding of Promoter and Promoter Group (A)= (A)(1)+(A)(2)	23	6363944	6363944	53.05	53.05	3173980	49.87
(B)	Public shareholding							
1	Institutions							
(a)	Mutual Funds/ UTI	0	0	0	0.00	0.00	0	0
(b)	Financial Institutions / Banks	0	0	0	0.00	0.00	0	0
(c)	Central Government/ State Government(s)	0	0	0	0.00	0.00	0	0
(d)	Venture Capital Funds	0	0	0	0.00	0.00	0	0
(e)	Insurance Companies	0	0	0	0.00	0.00	0	0
(f)	Foreign Institutional Investors	0	0	0	0.00	0.00	0	0
(g)	Foreign Venture Capital Investors	0	0	0	0.00	0.00	0	0
(h)	Any Other (specify)	0	0	0	0.00	0.00	0	0
	Sub-Total (B)(1)	0	0	0	0	0	0	0
B 2	Non-institutions							
(a)	Bodies Corporate	47	766901	766901	6.39	6.39	88	0.01
(b)	Individuals							
i	Individuals -i. Individual shareholders holding nominal share capital up to Rs 1 lakh	1350	907973	710903	7.57	7.57	350	0.04
ii	Individual shareholders holding nominal share capital in excess of Rs. 1 lakh.	57	3270358	3270358	27.26	27.26	0	0
(c)	Any Other (specify)							
(c-i)	Clearing Members	16	44282	44282	0.37	0.37	0	0
(c-ii)	NRI	28	642582	480822	5.35	5.35	0	0
	Sub-Total (B)(2)	1498	5632096	5273266	46.95	46.95	438	0.01
(B)	Total Public Shareholding (B)= (B)(1)+(B)(2)	1498	5632096	5273266	46.95	46.95	438	0.01
	TOTAL (A)+(B)	1521	11996040	11637210	100.00	100.00	3174418	26.46
(C)	Shares held by Custodians and against which Depository Receipts have been issued							
1	Promoter and Promoter Group	0	0	0	0	0.00	0	0
2	Public	0	0	0	0	0.00	0	0
	Sub-Total (C)	0	0	0	0	0	0	0
	GRAND TOTAL (A)+(B)+(C)	1521	11996040	11637210	100	100	3174418	26.46



Sr.No	Notes
1	
2	
3	
4	
5	
6	
7	
8	
9	



(I)(b) Statement showing Shareholding of persons belonging to the category
"Promoter and Promoter Group"

Sr. No.	Name of the shareholder	Total shares held		Encumbered Shares			Details of Warrants		Details of Convertible Securities		Total Shares (including underlying shares assuming full conversion of warrants and convertible securities) as a % of diluted share capital
		Number of shares	As a % of grand total (A)+(B)+(C)	Number	As a percentage	As a % of grand total (A)+(B)+(C) of sub-clause (I)(a)	Number of warrants held	As a % total numbers of warrants of the same class	Number of Convertible securities held	As a % total number of convertible securities of the same class	
(I)	(II)	(III)	(IV)	(V)	(VI)=(V)/(III)*100	(VII)	(VIII)	(IX)	(X)	(XI)	(XII)
1	Anil Monga	2891716	24.11	2607280	90.16	21.73	0.00	0.00	0.00	0.00	24.11
2	Rajesh Monga	1023280	8.53	566700	55.38	4.72	0.00	0.00	0.00	0.00	8.53
3	Emmpac Holdings Pvt Ltd	606996	5.06	0.00	0.00	0.00	0.00	0.00	0.00	0.00	5.06
4	Shivaz Monga	500070	4.17	0.00	0.00	0.00	0.00	0.00	0.00	0.00	4.17
5	Renu Monga	265228	2.21	0.00	0.00	0.00	0.00	0.00	0.00	0.00	2.21
6	Jagroop Singh	200000	1.67	0.00	0.00	0.00	0.00	0.00	0.00	0.00	1.67
7	Sheela Monga	199200	1.67	0.00	0.00	0.00	0.00	0.00	0.00	0.00	1.67
8	Sanjeev Kumar Monga	134100	1.12	0.00	0.00	0.00	0.00	0.00	0.00	0.00	1.12
9	Poonam Monga	108000	0.9	0.00	0.00	0.00	0.00	0.00	0.00	0.00	0.9
10	B.B Gandhi	101000	0.84	0.00	0.00	0.00	0.00	0.00	0.00	0.00	0.84
11	Manya Monga	100000	0.83	0.00	0.00	0.00	0.00	0.00	0.00	0.00	0.83
12	Rashi Monga	100000	0.83	0.00	0.00	0.00	0.00	0.00	0.00	0.00	0.83
13	Jaiprakash Jagdishrai Chawla	64800	0.54	0.00	0.00	0.00	0.00	0.00	0.00	0.00	0.54
14	Amita Baghi	25780	0.21	0.00	0.00	0.00	0.00	0.00	0.00	0.00	0.21
15	Kanishk Monga	20460	0.17	0.00	0.00	0.00	0.00	0.00	0.00	0.00	0.17
16	Suman Monga	11714	0.09	0.00	0.00	0.00	0.00	0.00	0.00	0.00	0.09
17	Roshan Lal	10000	0.08	0.00	0.00	0.00	0.00	0.00	0.00	0.00	0.08
18	Anil Aggarwal	1600	0.01	0.00	0.00	0.00	0.00	0.00	0.00	0.00	0.01
		6363944	53.05	3173980	49.87	26.46	0.00	0.00	0.00	0.00	53.05



S.M.T.E.


(I) (c) (i) Statement showing holding of securities (including shares, warrants, convertible securities) of persons belonging to the category "Public" and holding more than 1% of the total number of shares

Sr. No.	Name of the shareholder	Number of shares	Shares as a percentage of total number of shares (i.e., Grand Total (A)+(B)+(C) indicated in Statement at para (I)(a) above)	Details of warrants		Details of convertible securities		Total shares (including underlying shares assuming full conversion of warrants and convertible securities) as a % of diluted share capital
				Number of Warrants held	As a % total number of warrants of the same class	Number of convertible securities held	% w.r.t total number of convertible securities of the same class	
1	Master Capital Services Ltd	374333	3.12	0	0	0	0	3.12
2	Ajay Agarwal	334578	2.79	0	0	0	0	2.79
3	Geeta Gupta	300000	2.50	0	0	0	0	2.50
4	Manpreet Singh Chadha	240000	2.00	0	0	0	0	2.00
5	Radhika Sadagopan	225040	1.88	0	0	0	0	1.88
6	Jatinder Kaur	174246	1.45	0	0	0	0	1.45
7	Rajinder Singh Chadha	164600	1.37	0	0	0	0	1.37
8	Farhana Sarfaraz	154134	1.29	0	0	0	0	1.29
9	Shivali Nitin Parkash	151000	1.26	0	0	0	0	1.26
10	Kalpna Bharat Savla	140000	1.16	0	0	0	0	1.16
11	Shilpa U Shah	140000	1.16	0	0	0	0	1.16
12	Atim Kabra	120000	1.00	0	0	0	0	1.00
		2517931	20.98	0	0	0	0	20.98




(I) (c) (ii) Statement showing holding of securities (including shares, warrants, convertible securities) of persons (together with PAC) belonging to the category "Public" and holding more than 5% of the total number of shares

Sr. No.	Name of the shareholder	Number of shares	Shares as a percentage of total number of shares {i.e., Grand Total (A)+(B)+(C) indicated in Statement at para (I)(a) above}	Details of warrants		Details of convertible securities		Total shares (including underlying shares assuming full conversion of warrants and
				Number of Warrants held	As a % total number of warrants of the same class	Number of convertible securities held	% w.r.t total number of convertible securities of the same class	
0	0	0	0	0	0	0	0	0
0	0	0	0	0	0	0	0	0
0	0	0	0	0	0	0	0	0
0	0	0	0	0	0	0	0	0
0	0	0	0	0	0	0	0	0
0	0	0	0	0	0	0	0	0
0	0	0	0	0	0	0	0	0
0	0	0	0	0	0	0	0	0
0	0	0	0	0	0	0	0	0




(I)(d) Statement showing details of locked-in shares

Sr. No.	Name of the shareholder	Number of locked-in shares	Locked-in shares as a percentage of total number of shares {i.e., Grand Total (A)+(B)+(C) indicated in Statement at para (I)(a) above}	Promoter/Promoter Group/Public
1	Anil Monga	200000	1.667	Promoter
2	B.B. Gandhi	100000	0.833	Promoter
3	Jagroop Singh	200000	1.667	Promoter
4	Manya Monga	100000	0.833	Promoter
5	Poonam Monga	100000	0.833	Promoter
6	Rajesh Monga	400000	3.334	Promoter
7	Rashi Monga	100000	0.833	Promoter
8	Renu Monga	100000	0.833	Promoter
9	Shivaz Monga	400000	3.334	Promoter
	Total	1700000	14.17	




(II)(a) Statement showing details of Depository Receipts (DRs)

Sr. No.	Type of outstanding DR (ADRs, GDRs, SDRs, etc.)	Number of outstanding DRs	Number of shares underlying outstanding DRs	Shares underlying outstanding DRs as a percentage of total number of shares {i.e., Grand Total (A)+(B)+(C) indicated in
	NIL	NIL	NIL	NIL
TOTAL		0	0	



(II)(b) Statement showing holding of Depository Receipts (DRs), where underlying shares held by "promoter/promoter group" are in excess of 1% of the total number of shares

Sr. No.	Name of the DR Holder	Type of outstanding DR (ADRs, GDRs, SDRs, etc.)	Number of shares underlying outstanding DRs	Shares underlying outstanding DRs as a percentage of total number of shares (i.e., Grand Total (A)+(B)+(C) indicated in Statement at
	NIL	NIL	NIL	NIL
TOTAL			0	0



(III) (a) Statement showing the voting pattern of shareholders, if more than one class of shares/securities is issued by the issuer

Category	Category of shareholder	Number of Voting Rights held in each class of securities			Total Voting Rights (III+IV+V)	Total Voting Rights (VI)	
		Class (III)	Class (IV)	Class (V)		As a percentage of (A+B) (VII)	As a percentage of (A+B+C) (VIII)
(I)	(II)				(VI)	(VII)	(VIII)
(A)	Promoter and Promoter Group						
(1)	Indian						
(a)	Individuals/Hindu Undivided Family	0	0	0	0	0	0
(b)	Central Government/State	0	0	0	0	0	0
(c)	Body Corporate	0	0	0	0	0	0
(d)	Financial Institutions/Banks	0	0	0	0	0	0
(e)	Any other (specify)	0	0	0	0	0	0
	Sub Total (A) (1)	0	0	0	0	0	0
(2)	Foreign	0	0	0	0	0	0
(a)	Individuals/Hindu Undivided Family	0	0	0	0	0	0
(b)	Body Corporate	0	0	0	0	0	0
(c)	Institutions	0	0	0	0	0	0
(d)	Any other (specify)	0	0	0	0	0	0
	Sub Total (A) (2)	0	0	0	0	0	0
(B)	Public Shareholding	0	0	0	0	0	0
(1)	Institutions	0	0	0	0	0	0
(a)	Mutual Funds/UTI	0	0	0	0	0	0
(b)	Financial Institutions/Banks	0	0	0	0	0	0
(c)	Central Government/State	0	0	0	0	0	0
(d)	Venture Capital Funds	0	0	0	0	0	0
(e)	Insurance Companies	0	0	0	0	0	0
(f)	Foreign Institutional Investors	0	0	0	0	0	0
(g)	Foreign Venture Capital Investors	0	0	0	0	0	0
(h)	Any other (specify)	0	0	0	0	0	0
	Sub-Total (B) (1)	0	0	0	0	0	0
(2)	Non-Institutions	0	0	0	0	0	0
(a)	Body Corporate	0	0	0	0	0	0
(b)	Individuals- i Individual Shareholders holding nominal share capital up to Rs. 1 Lakh. ii Individual Shareholders holding nominal share capital in excess of Rs. 1 Lakh	0	0	0	0	0	0
(c)	Any other (specify)	0	0	0	0	0	0
	Sub-Total (B) (2)	0	0	0	0	0	0
	Total Public Shareholding (B)=(B) (1)+ (B) (2)	0	0	0	0	0	0
	TOTAL (A) + (B)	0	0	0	0	0	0
(C)	Shares held by Custodians and against which Depository Receipts have been issued	0	0	0	0	0	0
	GRAND TOTAL (A) + (B)+ (C)	0	0	0	0	0	0

